

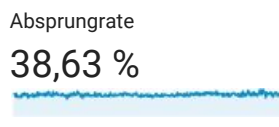
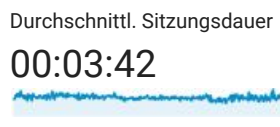
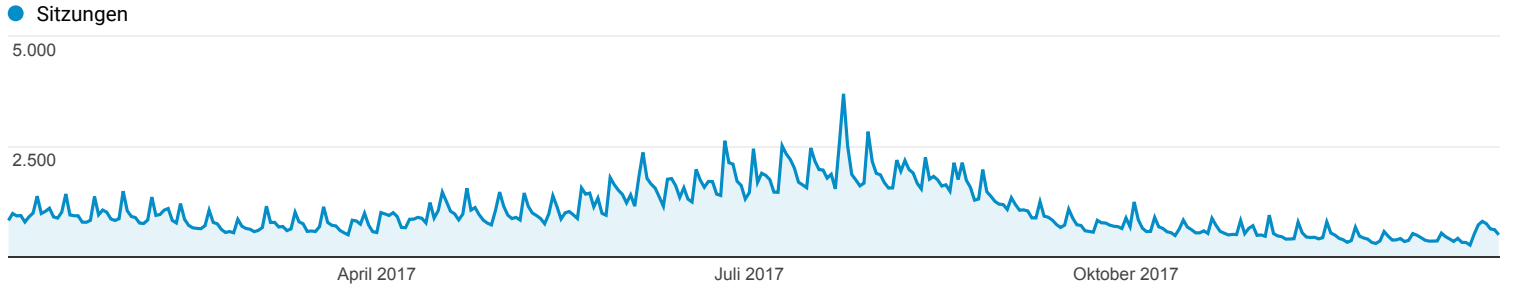


# Zielgruppenübersicht

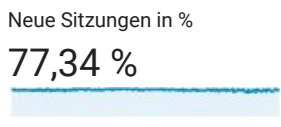
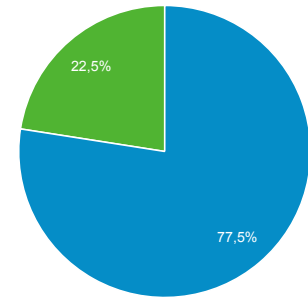
Alle Nutzer  
100,00 % Sitzungen

01.01.2017 - 31.12.2017

## Übersicht



■ New Visitor ■ Returning Visitor



Land	Sitzungen	% Sitzungen
1. Germany	280.025	73,43 %
2. Austria	34.671	9,09 %
3. Switzerland	32.410	8,50 %
4. Italy	6.746	1,77 %
5. Netherlands	5.171	1,36 %
6. Croatia	2.878	0,75 %
7. France	1.807	0,47 %
8. United States	1.776	0,47 %
9. Luxembourg	1.763	0,46 %
10. United Kingdom	1.578	0,41 %