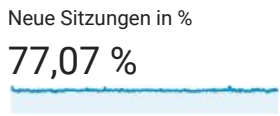
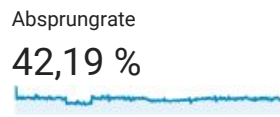
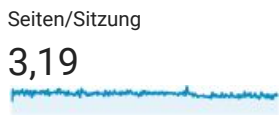
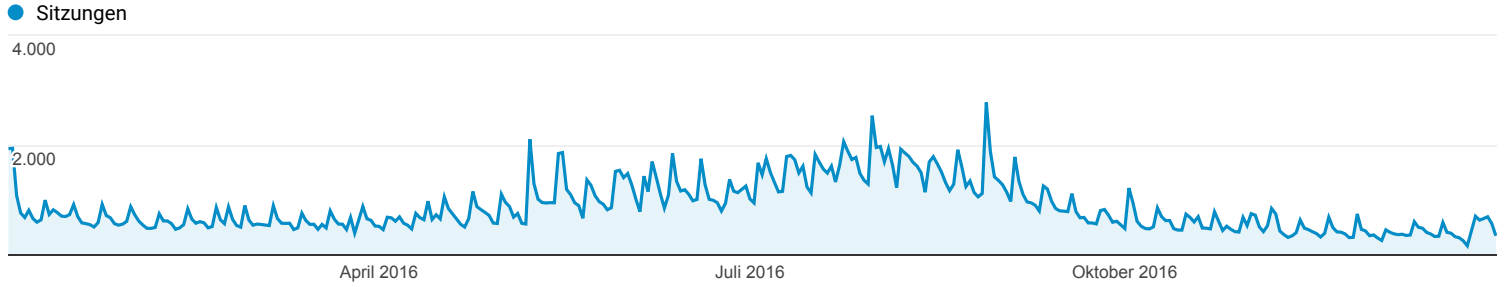


01.01.2016 - 31.12.2016

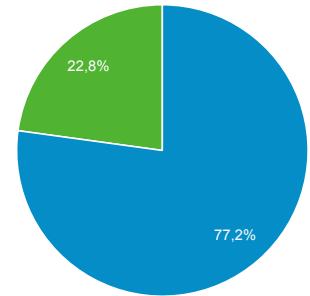
Zielgruppenübersicht

Alle Nutzer
100,00 % Sitzungen

Übersicht



■ New Visitor ■ Returning Visitor



Sprache	Sitzungen	% Sitzungen
1. de	147.596	45,40 %
2. de-de	130.346	40,09 %
3. de-ch	11.658	3,59 %
4. de-at	11.588	3,56 %
5. en-us	9.619	2,96 %
6. nl-nl	1.935	0,60 %
7. ru	1.748	0,54 %
8. nl	1.548	0,48 %
9. en-gb	1.409	0,43 %
10. fr	750	0,23 %